

COMMERCIAL & INDUSTRIAL WATER TREATMENT SOLUTIONS



PRODUCT FEATURES

- Available in 208-240V/50-60Hz.
- Modular control panel with LED display for UV output, remaining lamp life, total running hours, audible & visual lamp failure, remote on and solenoid ready.
- 316L stainless steel, polished reactors, with integral sensor port to allow for included sensor (6.0 series only) or future sensor upgradeability (5.0 series).
- Reversible lamp configuration for flexible installation.
- Designed & manufactured to ASME pressure vessel standards.
- Reliable, industry proven low pressure amalgam (LP-AM) coated UV lamps with ceramic bases for durable, 12,000 hour lamp life.
- User-friendly bayonet style lamp connector (quick ¼ turn removal with no extra tools needed).
- True gland seal retaining nut with positive stop.
- Constant current electronic controller in a NEMA 12 (dripping / light splashing) case with audible and visual lamp failure indicators (individual lamp out indicators).

Commercial, industrial and municipal UV water treatment solutions include a vast number of specialized conditions that require fluid treatment.

LUMINOR's EVEREST line of water treatment systems are specifically designed and built to handle the most challenging environments.

APPLICATIONS INCLUDE:

Food & Beverage • Pharmaceutical • Swimming Pools Water Reuse • Ultrapure • Recreational Water • Aquaculture • Municipal • Hydroponic

FLOW RATES

LE5/6-A42, flow rates of 2,013 lpm / 530 gpm / 120.8 m³/hr)

LE5/6-A62, flow rates of 2,957 lpm / 780 gpm / 177.4 m³/hr)

LE5/6-A72, flow rates of 3,468 lpm / 915 gpm / 208.0 m³/hr)

MANUFACTURER'S WARRANTY

REACTORS—Ten (10) year Limited Warranty

ELECTRONICS—Three (3) year Limited Warranty

UV LAMPS—One (1) year Limited Warranty

QUARTZ SLEEVES—One (1) year Limited Warranty



See luminoruv.com for complete warranty document, including conditions and exclusions.

EVEREST - EQUIPMENT SPECIFICATIONS

EVEREST, COMMERCIAL / INDUSTRIAL / MUNICIPAL UV SYSTEMS, NON-MONITORED, MONITORED			
Model	LE5/6-A42	LE5/6-A62	LE5/6-A72
Flow Rate (30mJ/cm ²) @ 95% UVT	530 GPM 2013 lpm 120.8 m ³ /hr	780 GPM 2957 lpm 177.4 m ³ /hr	915 GPM ¹ 3468 lpm 208.0 m ³ /hr
Hot Water Flow Rate 30 mJ/cm ² @ 75% UVT	230 GPM 870 lpm 52.2 m ³ /hr	341 GPM 1292 lpm 77.5 m ³ /hr	404 GPM 1530 lpm 91.8 m ³ /hr
LOW UVT Flow Rate 30 mJ/cm ² @ 50% UVT	119 GPM 452 lpm 27.1 m ³ /hr	179 GPM 679 lpm 40.7 m ³ /hr	210 GPM 796 lpm 47.7 m ³ /hr
TOC Flow Rate 150 mJ/cm ² @ 98% UVT	122 GPM 462 lpm 27.7 m ³ /hr	179 GPM 679 lpm 40.7 m ³ /hr	209 GPM 793 lpm 47.6 m ³ /hr
Flow Rate (16mJ/cm ²)* @ 95% UVT	997 GPM ² 3775 lpm 226.5 m ³ /hr	1464 GPM ² 5545 lpm 332.7 m ³ /hr	1717 GPM ² 6502 lpm 390.1 m ³ /hr
Flow Rate (40mJ/cm ²) @ 95% UVT	400 GPM 1510 lpm 90.6 m ³ /hr	586 GPM 2218 lpm 133.1 m ³ /hr	687 GPM ² 2601 lpm 156.0 m ³ /hr
Port Size	6" Flange		
Electrical	208 - 240V ± 10% / 50-60Hz		
Electrical Connection	Direct Wire		
Total Lamp Power (Watts)	828	1242	1449
Total System Power (Watts)	900	1340	1560
Reactor Material	316L Stainless Steel, A249 Pressure Rated Tubing, Polished & Passivated		
Replacement Lamp (@ 254 nm)	RL-1000A (4 required)	RL-1000A (6 required)	RL-1000A (7 required)
Replacement Quartz Sleeve	RQ-K2 (4 required)	RQ-K2 (6 required)	RQ-K2 (7 required)
Reactor Dimensions	See diagram below		
Control Panel Dimensions	16.4 x 22 x 10.6" (42 x 56 x 27 cm)		
Control Panel Material	304 Stainless Steel		
Maximum Operating Pressure	10.3 bar (150 psi)		
Operating Temperature Range	2-60°C (36-104°F)		
254nm UV Intensity Monitor	Optional / Upgradeable (5.0), YES (6.0)		
Remote - On	YES		
Dry Contacts (Solenoid Ready)	YES (DIN rail terminal blocks)		
4-20 mA Output	YES (DIN rail terminal blocks)		
Drain Ports	YES, qty 2 - ½" FNPT		
Lamp Age Counter	YES		
Visual Lamp-Out Indicator	YES		
Audible Lamp-Out Alarm	YES		
Shipping Weight	275 lbs (125 kg)		


CONTROL FEATURES

- Individual lamp status indicators (visual & audible failure indicators)
- Lamp age monitor (visual & audible failure indicators)
- Service time monitor (tracks total system running time)
- Remote on/off feature (allows reactor to be controlled remotely and timed with other system components)
- Dry contact common alarm (NO/NC)
- Major alarm indicator (audible & visual)
- Minor alarm indicator (audible & visual)
- 4-20mA output for UV sensor signal (optional)

OPTIONAL EQUIPMENT

UV Sensor Port (Included with LE5 series)

All EVEREST reactors include an integral UV sensor port for future upgradeability. Simply remove the plug and affix the optional UV Sensor!



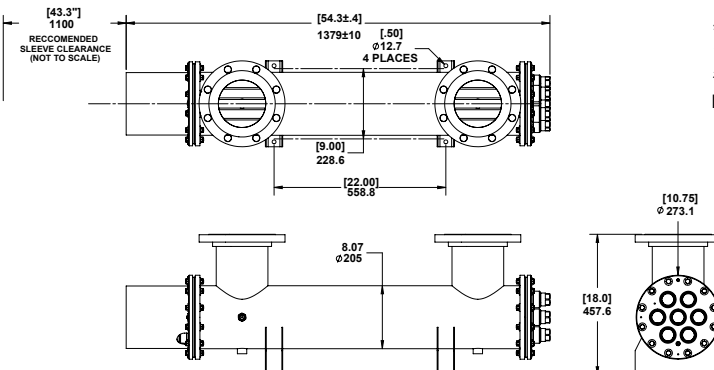
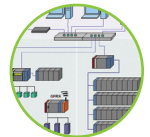
UV Sensor Module (Included with LE6 series)

Allows for the 254nm UV wavelength to be measured and displayed via the EVEREST controller. Sensor plugs directly into the controller and is mounted in the sensor port located on all EVEREST reactors. Order part number RS-EUV



Remote On Input (24V DC)

Allows for the dry contact signal (on/off) provided by the Everest controller to be sent to a remote location. Can be used for remote on, solenoid connection, PLC connection, remote alarm, remote visual, or many other options.



*Port sizes are based on flow rates for 30mJ/cm² or higher doses.

¹ Based on a flow velocity of 8.2 ft/s (2.5 m/s), flow rates are limited to 883 gpm.

² Flow rates for lower doses may not be achievable. Contact factory for custom port sizing.

NOTE: - Electrical certification optional for various markets.

- Dimensions are for reference only, and may be revised by Luminor without notice.

LUMINOR Environmental Inc.
80 Southgate Drive, Unit 4
Guelph, Ontario, CANADA
N1G 4P5

P: (519) 837-3800
TF: (855) 837-3801
F: (519) 837-3808
info@luminoruv.com

EPA Establishment
#088776-CAN-001



Carbon
Neutral

